

TA6002-S TIME-ALIGN®

APPLICATIONS

Auditorium Under Balcony Fill
Restaurant Foreground Music Systems
House of Worship Front Fill
Nightclub Installations
Installed Audio-Visual Systems
Surround Sound Systems

DESCRIPTION

The TA6002-S is a compact speech range loudspeaker system offering both high fidelity and high efficiency. The frames of the 6.5" diameter woofers have been trimmed to allow an overall enclosure height of only 6". The high frequency driver is positioned to one side of the dual woofers to optimize the off-axis frequency response when the system is used in a horizontal orientation.

The TA6002-S is made from durable birch plywood with a black textured finish. It is fitted with hardware for attaching a yoke or mounting brackets on the top and back. The high sensitivity and power handling capacity combined with its diminutive size make it ideal for constricted spaces or wherever sight lines are a concern. It is ideal for use behind stair risers, beneath balcony overhangs, for foot-of-stage fill, or concealed any place a small, powerful, high fidelity loudspeaker is needed.



SPECIFICATIONS

System Type:

2-way sealed 0.6 ft³

Enclosure:

15 mm 11-ply birch plywood

Finish:

Black Ro Tex™ True water born environmental finish

Grille:

16 Gauge black power coated perforated steel

Low Frequency Components:

2 - E-6A 6.5" Drivers, 1.5" Voice coil, 30 oz. Magnet

High Frequency Components:

E-700 1" Exit compression driver, 1.8" Titanium diaphragm, 15 oz. Magnet, Radial Waveguide

Input Connector:

Cinch 142 screw terminal barrier strip

Hardware:

Fly points
Forged steel eye bolts
Optional steel yoke
Yoke model-6K

Fly Points Safe Working Load:

100 lbs Upper most rigging points

Crossover Type:

Passive Time-Align® equalizer type at 2.1 kHz

Time Offset Between Driver:

< ± 25 Microseconds

Sensitivity:

95 dB SPL (2.83 V @ 1m)

Frequency Response:

115 Hz to 20 kHz ±3 dB

Low Frequency Limit:

100 Hz

Maximum Calculated Continuous Acoustic Output:

120 dB SPL @ 1m

Power Handling:

180 W continuous (IEC)
360 W program

Recommended Amplifier Power:

180 to 360 W at rated impedance

Rated Impedance:

8 Ohms

Coverage Pattern:

70 degrees Horizontal (-6 dB)
60 degrees Vertical (-6 dB)

Recommended High Pass Filter:

120 Hz

Polarity:

A positive asymmetrical signal applied to the + terminal will result in a positive asymmetrical acoustical pressure

Dimensions:

6.5" h x 21" w x 10.5" d
17 cm x 54 cm x 27 cm

Weight:

25 lbs
12 kg

Custom Finishes:

Optional custom finishes include white or unfinished ready to paint.

70/100/140 Volt Operation:

Optional 60 Watt taped internal transformer

TIME-ALIGN®, TIME-ALIGNED™ and TIME-ALIGNMENT™ are trademarks of E.M. Long Associates.
BAG END® is a registered trademark of Bag End, Inc.

TA6002-S TIME-ALIGN®

ABOUT TIME-ALIGN® TECHNOLOGY

Time-Align® assures that the fundamental and overtones of a complex, transient, acoustical signal are presented to the listener in the same relationship as the electrical signal at the input terminals of the loudspeaker. The conventional loudspeaker spreads out the sound in time. When a rapid series of transients occur the results are blurring and lost detail. With Time-Align®, a transient is presented as a tight package of energy, with the same time relationships as the natural sound. This means that a rapid series of transients will be heard clearly.



True Time-Alignment™ requires much more than just physically lining up the loudspeaker components. It requires consideration of the driver placement, driver delay and adjustment of the crossover delay parameters. This achieves the precise simultaneous acoustical arrival time of each driver throughout the crossover region.

The first Time-Aligned™ Loudspeaker was invented by EM Long Associates in 1976 utilizing the Time-Align® generator invented and built by Ronald Wickersham. In 1980 Bag End® incorporated Time-Align® technology into our full range loudspeaker systems. Along with state-of-the-art laboratory instruments, the proprietary Time-Align® generator is still in use today to verify the time domain performance of our loudspeaker systems. When comparing a genuine Bag End® Time-Aligned™ loudspeaker system to any other, our technology and design is easy to hear and appreciate. The dramatic clarity, realism, and overall pleasant sound of our Time-Aligned™ systems are well noted worldwide.

ABOUT OUR RO TEX™ FINISH

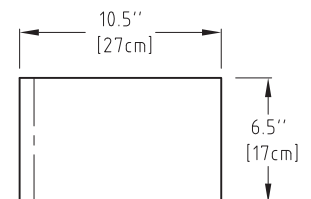
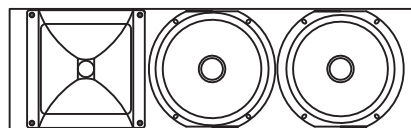
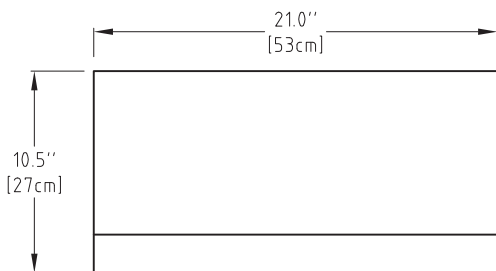
The durable Ro Tex™ finish is double layered on Bag End™ "R" series or Road cabinets. And single layered on installation or "I" cabinets. Ro Tex™ is a water born environmentally safe finish. It's uniquely strong and long

lasting. As it solidifies it attaches and bonds to the wooden cabinet to make a super hard and durable permanent finish. Its light texture offers an attractive and rugged finished look

ABOUT BAG END® LOUSPEAKERS

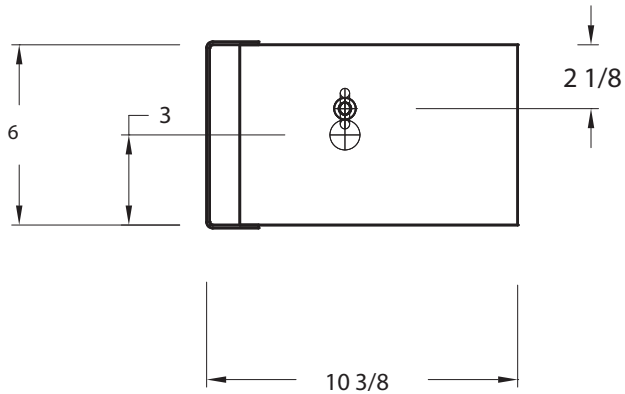
Bag End loudspeakers began in 1976 in a small shop by people dedicated to the pursuit of making high quality loudspeaker systems. Over the decades Bag End® has employed the very best construction techniques and innovative acoustical designs into their products. The ground breaking introductions of the Time-Align® and ELF™ Technologies into sound reinforcement and studio monitor loudspeakers in the 1980's was followed by Minima One™ self-powered systems and the highly unique E-Trap™, electronic bass trap. Over the decades, Bag End® has been a leader in providing uniquely good sounding products and extraordinary service to our customers world wide.

DIMENSIONS

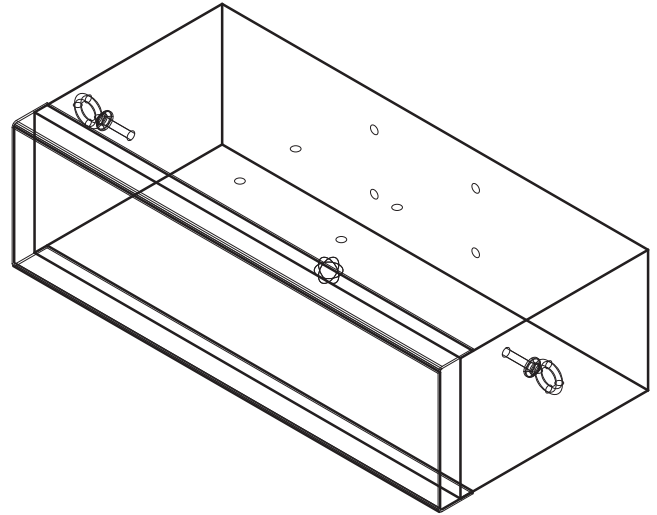


TA6002-S TIME-ALIGN®

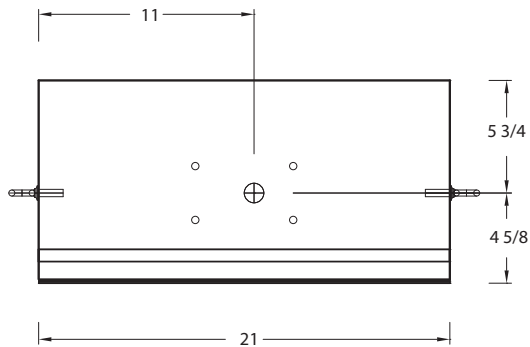
SIDE VIEW



ISOMETRIC VIEW



TOP VIEW



KEY

Center of Gravity: +

WARNINGS

Mounting and rigging loudspeakers requires experienced professionals. Improperly installed loudspeakers can result in property damage, personal injury, death and/or liability to the installing contractor.

FLYPOINTS

Includes flypoints as shown, plus 3 x 5/16"-18 forged shoulder eyebolts.