



SYSTEM COMPONENTS

Enclosure:

18 mm 13-ply birch plywood
Floor monitor angle: 45°
Compound angle arrayability

Low Frequency Transducer:

12" Cone
3" Voice coil
95 oz. Magnet

High Frequency Transducer:

1.4" Exit compression driver
3" Titanium diaphragm
Elliptic conical horn

Input Connectors:

Cinch 142 screw terminal
barrier strip

Grille:

14 Gauge black powder
coated perforated steel in an
extruded aluminum frame with
weather seal

Standard Hardware:

Rigging points
2 - Forged steel eyebolts
4 - Machined aluminum
speaker mounting clamps

ACOUSTIC AND ELECTRICAL

System Type:

2-way vented 1.7 ft³

Impedance:

8 Ω

Crossover Network:

Passive Time-Align® equalizer
type @ 1.9 kHz

Time Offset Between Drivers:

< ± 25 Microseconds

Frequency Response:

95 Hz to 18 kHz ±3 dB
(4π Steradians)

Sensitivity:

100 dB SPL (1W @ 1m)

Dispersion:

55° Horizontal (-6 dB)
40° Vertical (-6 dB)

Power Handling:

300 W continuous sine wave
600 W continuous program
1200 W instantaneous peak

PHYSICAL

Finish:

Black textured lacquer

Dimensions:

24" h x 14" w x 17.5" d
61 cm x 36 cm x 45 cm

Weight:

69 lbs.
32 kg

Shipping Dimensions:

21" x 30" x 25"
54 cm x 77 cm x 64 cm

Shipping Weight:

82 lbs.
38 kg

APPLICATIONS:

Stadium Sound Reinforcement

Auditorium Sound Reinforcement

Church Sound Reinforcement

Audio Visual Presentations

Nightclub Applications

SAPPHIRE-I The SAPHIRE is a full range, compact, multi-functioning loudspeaker system offering high fidelity, high efficiency and high power handling capacity. The SAPHIRE's unique enclosure allows for floor monitoring and flying applications. Designed for compact arrays where the cluster is flown above the audience, the SAPHIRE allows compound angle arraying of the enclosures. For a complete 360° circular array, seven SAPHIRES may be placed together. The SAPHIRE-I includes permanent rigging attachment points and is ATM Flyware™ compatible. Constructed from 18 mm 13-ply birch plywood and finished in black textured lacquer, the SAPHIRE-I enclosure is durable and attractive. In addition, weatherproofing options are available.

About Time-Align® Time-Align® assures that the fundamental and overtones of a complex, transient, acoustical signal are presented to the listener in the same relationship as the electrical signal at the input terminals of the loudspeaker.

The conventional loudspeaker spreads out the sound in time: when a rapid series of transients occur the results are blurring and lost detail. With Time-Align®, a transient is presented as a tight package of energy, with the same time relationships as the natural sound. This means that a rapid series of transients will be heard clearly.

True Time-Alignment™ requires much more than just physically lining up the loudspeaker components. It requires consideration of the driver placement, driver delay and adjustment of the crossover delay parameters. This achieves the precise simultaneous acoustical arrival time of each driver throughout the crossover region.

Along with state-of-the-art laboratory instruments, the proprietary Time-Align® generator, built by Ron Wickersham, is used in designing our loudspeaker systems. The Time-Align® generator is founded upon different underlying mathematical principles than are used in the more common Fourier based measurement equipment.

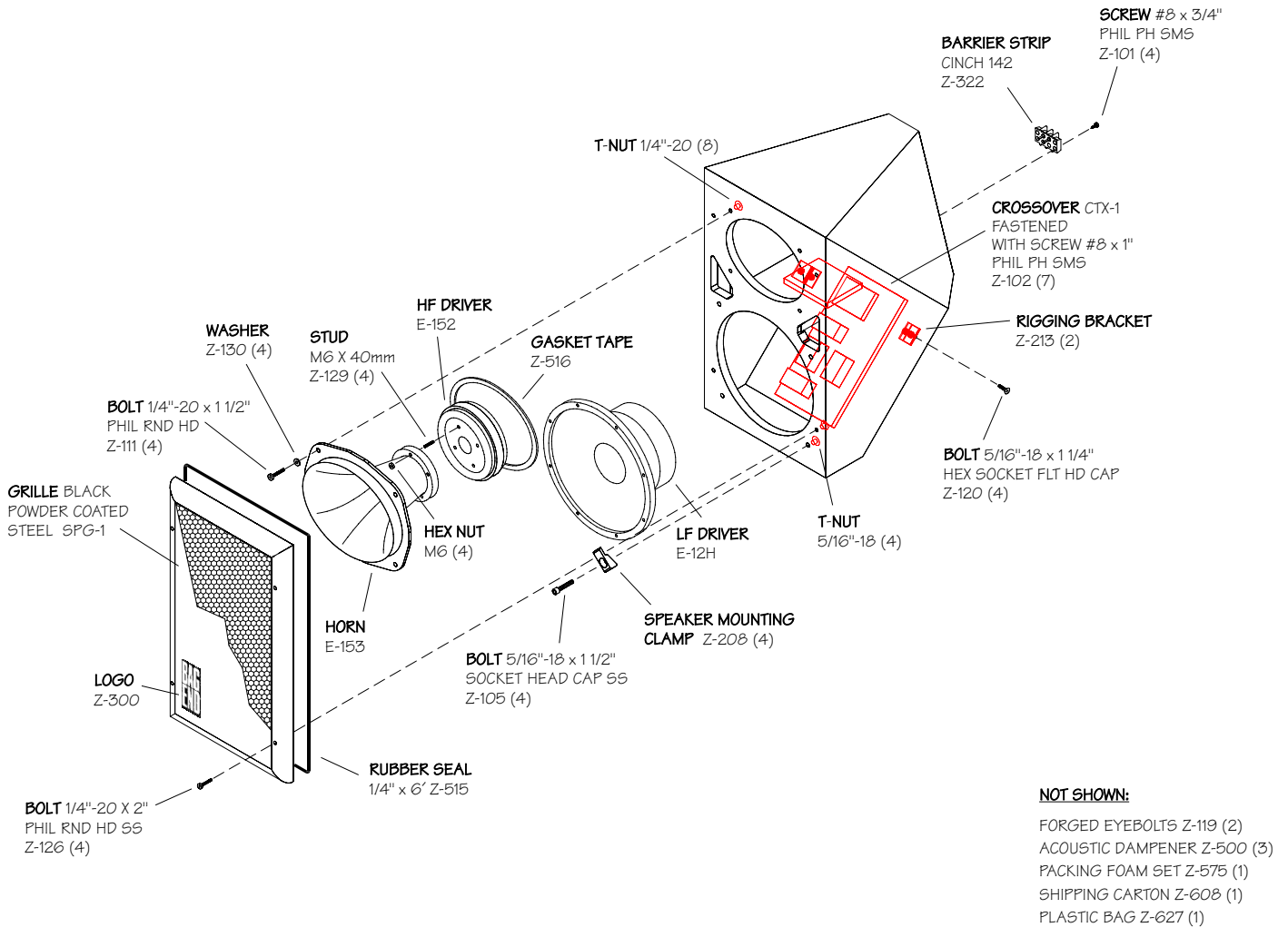
When comparing a genuine BAG END Time-Aligned™ speaker system to any other, our additional design work is easy to hear and appreciate. The dramatic clarity, realism, and overall pleasant sound of our Time-Aligned™ loudspeakers is noted throughout the world.

BAG END Loudspeakers
22272 Pepper Road
Barrington, Illinois
60010 USA
Voice 847 382 4550
Fax 847 382 4551
www.bagend.com

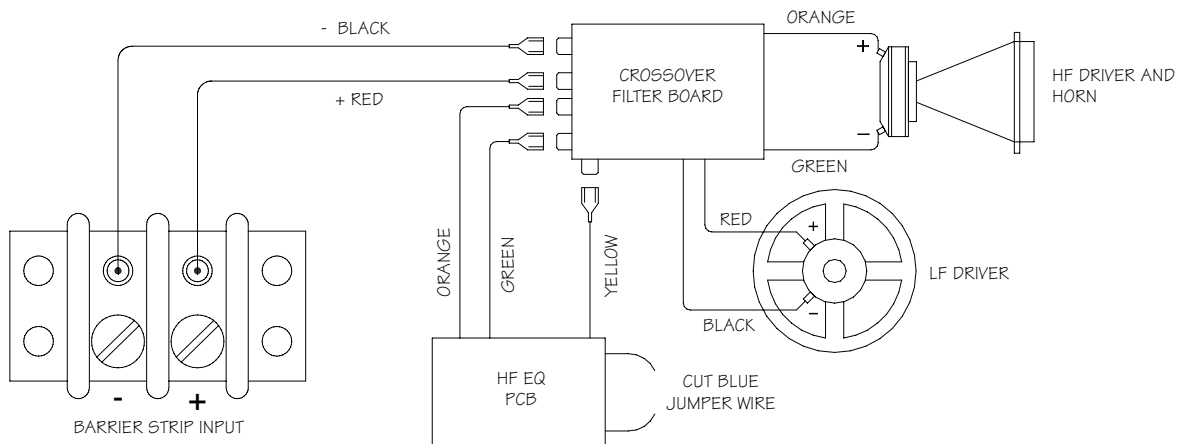




SAPPHIRE-I

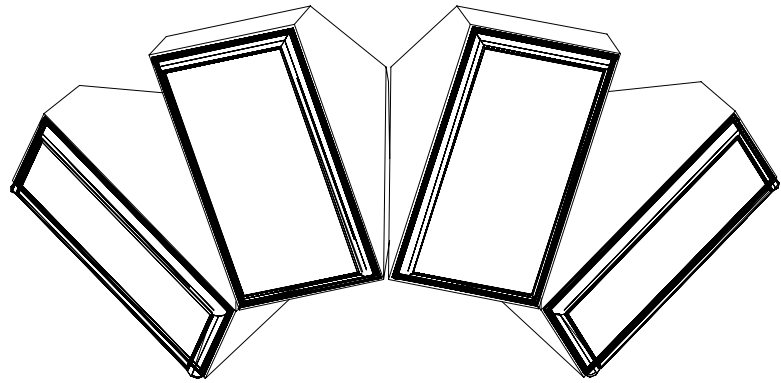


SYSTEM SCHEMATIC

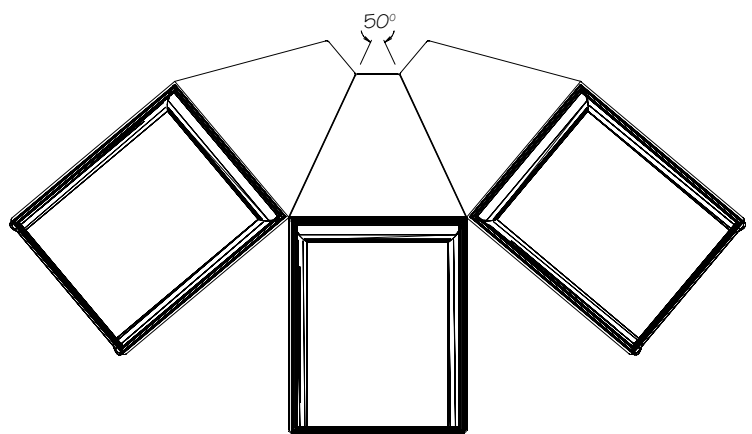
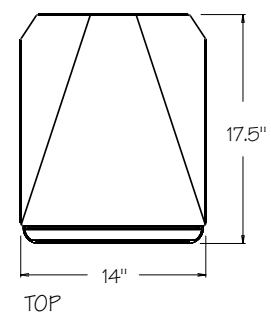
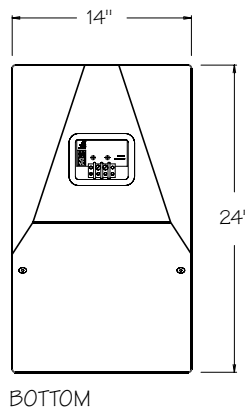
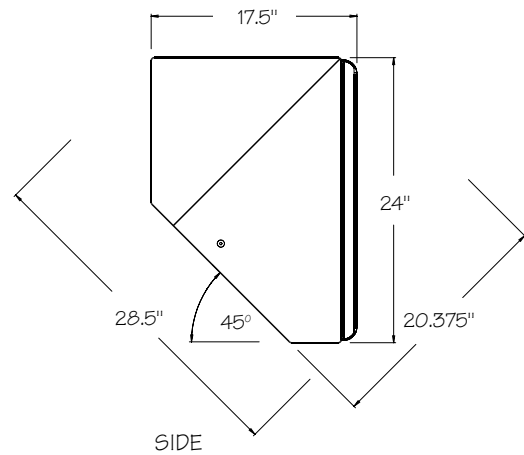


ARCHITECTURAL SPECIFICATIONS

The loudspeaker shall be a 2-way vented type system with one low frequency driver and one high frequency compression driver with horn. The low frequency driver shall be 300 mm (12") with a 2.7 kg (95 oz.) magnet and a rear vented back plate assembly. A 76 mm (3") copper voice coil wound on Kapton former shall be coupled to a 70F cone. The high frequency driver shall have a titanium diaphragm coupled to a 76 mm (3") copper voice coil driving a fiberglass elliptical conical horn. System dispersion of a single unit shall be 55° horizontally by 40° vertically at the -6dB points. Units shall array for wider horizontal dispersion. The frequency response shall be 95 Hz to 18 kHz \pm 3 dB. The system shall be Time-Aligned™ by E. M. Long Associates with a time offset at crossover of $<\pm$ 25 microseconds. The system shall have an average sensitivity of 95 dB SPL with 1 Watt input at 1 meter. The system shall have a minimum power handling of 600 Watts continuous program long term. The enclosure shall be made of 18 mm (3/4") thick 13-ply birch plywood with glued rabbet joints and internal bracing. The enclosure shall be internally dampened with 125 gram/inch² cotton acoustic treatment. The enclosure shall have rigging attachment points. The protective grille shall be powder coated 14 gauge perforated steel with a welded aluminum frame. The input connector plate shall be recessed in the back of the enclosure and shall include one Cinch 142 screw terminal barrier strip. Overall dimensions shall not exceed 61 cm (24") h x 36 cm (14") w x 45 cm (17.5") d. The unit shall weigh no more than 32 kg (69 pounds). The unit shall be completely painted with durable black textured lacquer.



AN ARRAY OF FOUR SAPPHIRES



SAPPHIRE POLAR RESPONSE

Instrumentation:

DSP: Techron TEF 20

Microphone: Brüel & Kjær 4007

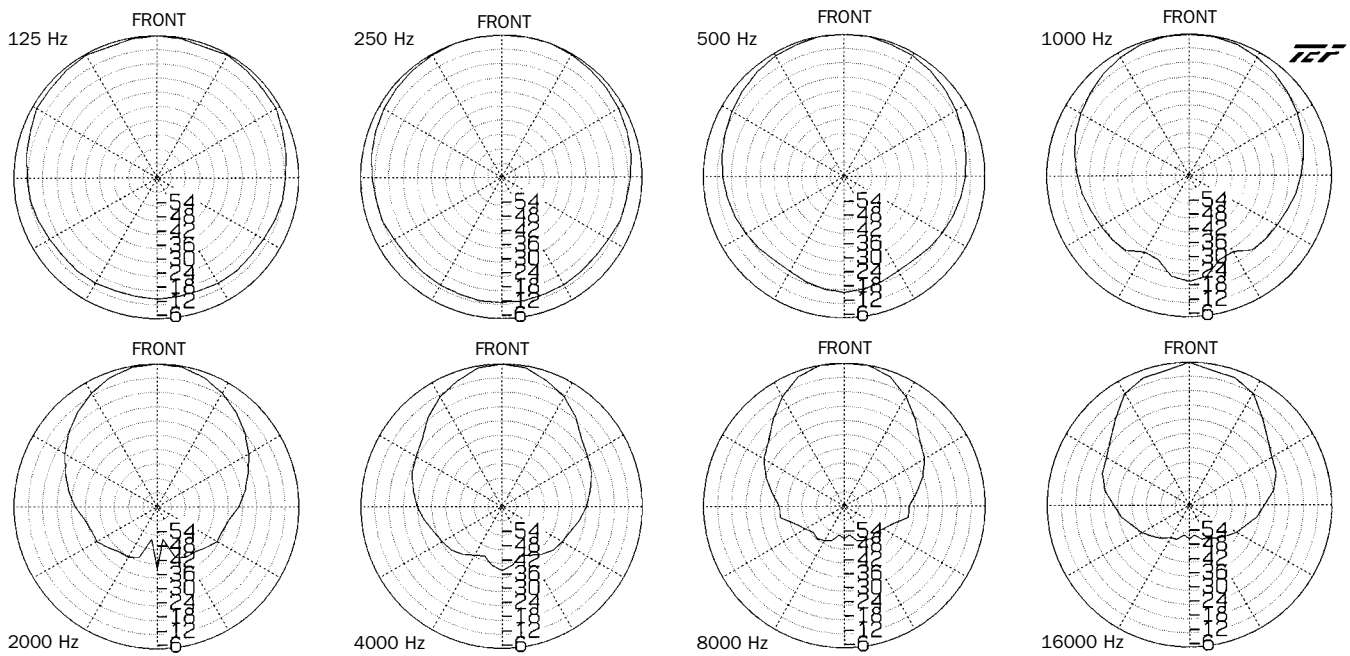
Power amplifier: Crown Macro Reference

AC voltmeter: Hewlett Packard 400E

Software: Sound Lab TDS ver. 2.1b, Sound Lab Polar ver. 2.1c, Sound Lab SLX ver. 2.1

Polar measurements taken at 3 meters from baffle, Top of scale normalized to zero degree axis, Scale step 6 dB

Horizontal



Vertical

