

PTA6002-IY TIME-ALIGN®

SELF-POWERED

APPLICATIONS

Audio-Visual Installations House of Worship Installations
Auditorium Under Balcony Fill Restaurant Foreground Music Systems
Nightclub Installations Front and Rear Surround Sound

DESCRIPTION

The PTA6002-I produces high definition high impact sound over its wide angle making audience coverage easy and effective in a variety of venues. A compact loudspeaker, engineered for exceptional mid field and near field performance it is well known for exceptional fidelity and its surprisingly high output capability.

Useful for foreground and background music applications, it also excels for speech projection and small PA systems. With its fidelity, size and output its perfect for multi channel 5.1 presentations systems. In larger audio systems the PTA6002-I is highly effective as a fill, delay or under balcony speaker. The addition of a Bag End subwoofer will expand its capabilities for more demanding applications.

Rotatable high frequency waveguide, universal fly points and yoke mounting allow the PTA6002-I to be easily installed and aimed in a multitude of applications.



SPECIFICATIONS

System Type:

2-way vented 0.6 ft³

Enclosure:

15 mm 11-ply birch plywood

Finish:

Black Ro Tex™ True water born environmental finish

Grille:

16 Gauge black power coated perforated steel

Low Frequency Components:

2 - E-6A 6.5" Drivers, 1.5" Voice coil, 30 oz. Magnet

High Frequency Components:

E-700 1" Exit compression driver, 1.8" Titanium diaphragm, 15 oz. Magnet, Radial Waveguide

Input Impedance:

10K Ohms

Input CAL Sensitivity:

+4 dBu

Maximum Continuous Amplifier Power:

300 W into 4 Ohms

Mains Voltage Requirements:

120 v or 230 v internally switchable

Mains Current Requirements:

2. Amps @ 120 Volts
1. Amps @ 240 Volts Typical

Hardware:

Yoke-model 3
Steel yoke U-bracket

Fly Points Safe Working Load:

100 lbs Upper most rigging points

Crossover Type:

Passive Time-Align® equalizer type at 2.1 kHz

Time Offset Between Driver:

< ± 25 Microseconds

Frequency Response:

95 Hz to 20 kHz ±3 dB

Low Frequency Limit:

80 Hz

Maximum Calculated Continuous Acoustic Output:

127 dB SPL @ 1m

Coverage Pattern:

80 degrees Horizontal (-6 dB)
60 degrees Vertical (-6 dB)
Rotatable horn

Polarity:

A positive asymmetrical signal applied to pin 2 will result in a positive asymmetrical acoustical pressure

Dimensions:

22.5" h x 9" w x 11" d
58 cm x 23 cm x 28 cm
Trapezoidal – 10 degree taper per side

Weight:

27 lbs
13 kg

Custom Finishes:

Optional custom finishes include white or unfinished ready to paint.

TIME-ALIGN®, TIME-ALIGNED™ and TIME-ALIGNMENT™ are trademarks of E.M. Long Associates.
MINIMA ONE™ is a trademark of Modular Sound Systems, Inc., BAG END® is a registered trademark of Bag End, Inc.

PTA6002-IY TIME-ALIGN®

ABOUT TIME-ALIGN® TECHNOLOGY

Time-Align® assures that the fundamental and overtones of a complex, transient, acoustical signal are presented to the listener in the same relationship as the electrical signal at the input terminals of the loudspeaker. The conventional loudspeaker spreads out the sound in time. When a rapid series of transients occur the results are blurring and lost detail. With Time-Align®, a transient is presented as a tight package of energy, with the same time relationships as the natural sound. This means that a rapid series of transients will be heard clearly.



True Time-Alignment™ requires much more than just physically lining up the loudspeaker components. It requires consideration of the driver placement, driver delay and adjustment of the crossover delay parameters. This achieves the precise simultaneous acoustical arrival time of each driver throughout the crossover region.

The first Time-Aligned™ Loudspeaker was invented by EM Long Associates in 1976 utilizing the Time-Align® generator invented and built by Ronald Wickersham. In 1980 Bag End® incorporated Time-Align® technology into our full range loudspeaker systems. Along with state-of-the-art laboratory instruments, the proprietary Time-Align® generator is still in use today to verify the time domain performance of our loudspeaker systems. When comparing a genuine Bag End® Time-Aligned™ loudspeaker system to any other, our technology and design is easy to hear and appreciate. The dramatic clarity, realism, and overall pleasant sound of our Time-Aligned™ systems are well noted worldwide.

ABOUT OUR RO TEX™ FINISH

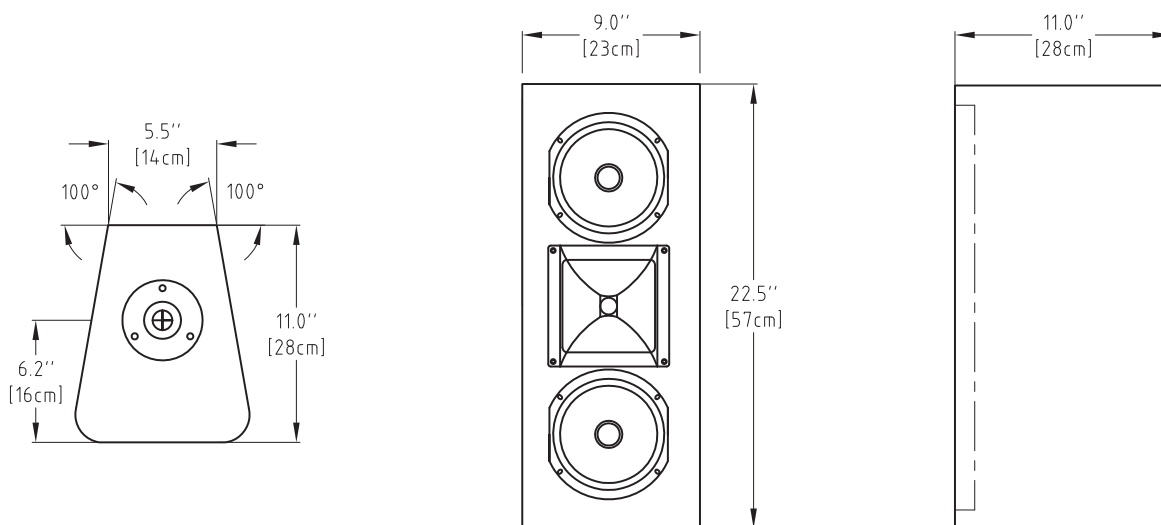
The durable Ro Tex™ finish is double layered on Bag End™ "R" series or Road cabinets. And single layered on installation or "I" cabinets. Ro Tex™ is a water born environmentally safe finish. It's uniquely strong and long

lasting. As it solidifies it attaches and bonds to the wooden cabinet to make a super hard and durable permanent finish. Its light texture offers an attractive and rugged finished look

ABOUT BAG END® LOUSPEAKERS

Bag End loudspeakers began in 1976 in a small shop by people dedicated to the pursuit of making high quality loudspeaker systems. Over the decades Bag End® has employed the very best construction techniques and innovative acoustical designs into their products. The ground breaking introductions of the Time-Align® and ELF™ Technologies into sound reinforcement and studio monitor loudspeakers in the 1980's was followed by Minima One™ self-powered systems and the highly unique E-Trap™, electronic bass trap. Over the decades, Bag End® has been a leader in providing uniquely good sounding products and extraordinary service to our customers world wide.

DIMENSIONS

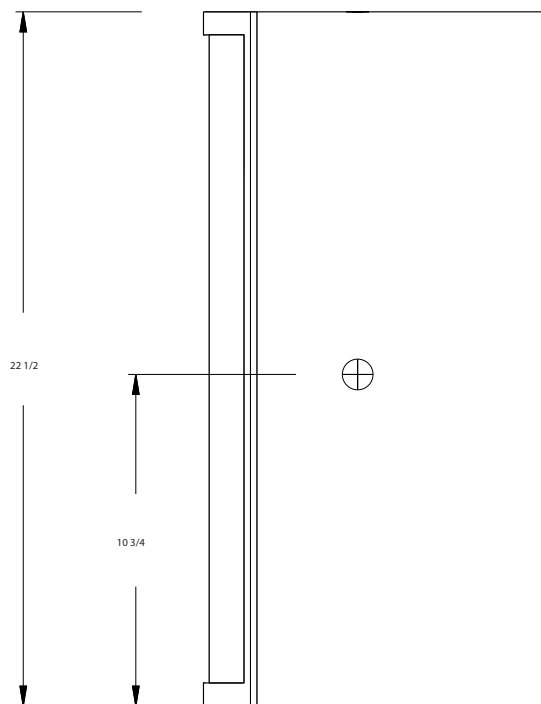


⊕ = Center of Gravity

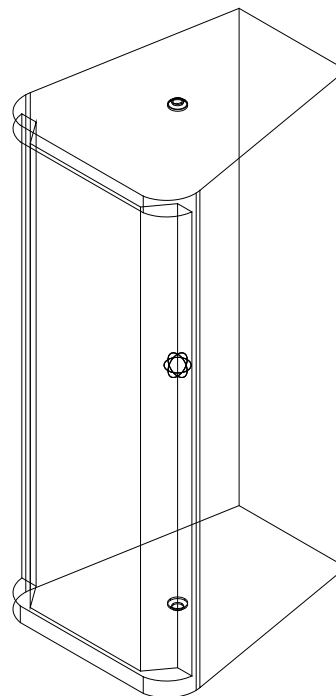


PTA6002-IY TIME-ALIGN®

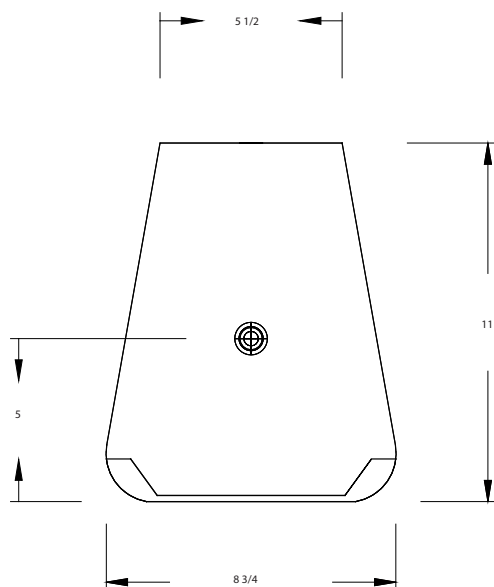
SIDE VIEW



ISOMETRIC VIEW



TOP VIEW



KEY

Center of Gravity: +

WARNINGS

Mounting and rigging loudspeakers requires experienced professionals. Improperly installed loudspeakers can result in property damage, personal injury, death and/or liability to the installing contractor.

FLYPOINTS

Includes flypoints as shown
plus 3 x 5/16"-18 forged shoulder eyebolts.

